

Patient Health Monitoring Using Biometric System

P. Prabakaran*, G. K. Ilakiya, V. Jitya, K. S. Narmatha

Department of Information Technology,
Vivekanandha College of Technology for Women, Tiruchengode, Tamilnadu, India

ABSTRACT

In this paper, this system makes the analysis and obtains the report about patient's general health condition on the way to hospital using biosensors like temperature sensor, pulse sensor installed in the emergency vehicle. A biosensor is an analytical device. The biosensor reader device with the associated electronics that are primarily responsible for the display of the results in a user-friendly way. It also gets the thumb impression of the patient to get the aadhaar details in order to inform to the family members by using serial finger printer. It transmits these information to the hospital so doctor makes prior arrangement for the treatment according to the patient condition. These sorts of data transmission can be done by using IOT module. The IOT is generally considered as connecting objects to the Internet and using that connection for controlling objects. The entire concept of IOT stands on sensors, gateway and wireless network which enable users to communicate and access the application and information. Patient monitoring with biometric information system because Iot connects Worldwide and it is an internetworking of physical devices. The purpose of using IoT in our project is to transmit patient's thumb impression and recover aadhaar details for informing to their family.

INTRODUCTION

In recent years, the new innovative ideas brings advanced technologies in medical field. This is the venture, to acquire a system that will the health conditions of the patients when they are going to hospital by using biosensors. Patient Monitoring System is one of the greatest technology for monitoring the health condition of the patient by using monitor biosensors like temperature sensor, pulse sensor, Blood pressure sensor. Internet of Things is one of the most powerful and efficient communication in today's environment. It is a network of physical objects which embedded with software, electronics, and sensors. It connects all potential objects to

interact with each other on the internet to provide secure, comfort live to Human. Subsequently, Internet of things (IoT) makes the patient monitoring system (PMS) is more uncomplicated and efficient. Among various modules like Bluetooth, Zigbee, the IoT is most preferable.

NEED FOR THE WORK

The patients or persons are risky when they are coming to hospital in ambulance the sensor senses the health condition of the patient and then it transmits to the hospital by using IoT module and the Doctor makes prior arrangement for the treatment, so the delay for the treatment is reduce andthus saves the Human lives and also by using Serial Finger Print Scanner

it will transmit the finger print of the patient and obtain the patients information by using aadhaar details.

EXISTING SYSTEM

Existing system is using Body sensor Network based on IOT but it's only for monitoring the health condition of the patient under observation or the patient in the hospital to maintain their medical data bases. Networked sensors, either worn on the body or embedded in our living environment .It is not only for personal healthcare, nowadays it is also employed for fitness and activity awareness. There is a unit called "body sensor network" which consists of biosensors as per the particular patient's need and health condition. Body sensor Network allows communication between a wearable devices and coordinator. The LPU detects any abnormalities then it provides immediate alert to the person that wearing the biosensors and also alert family members or local Physician. But this system monitors only the patient who are in observation and hospital.

PROPOSED SYSTEM

This system obtains the report about patient's general health condition on the way to hospital using biosensors installed in the emergency vehicle like ambulance. It also gets the thumb impression of the patient by using Serial Finger Printer and obtains the aadhaar details and then transmit those information to the hospital. So doctor makes prior arrangement for the treatment. Those information are updated in the server using IOT.

ARDUNIO

Arduinio is an open source electronics platform and it is a microcontroller board based on ATmega 328. By using Arduinio we can simplifies the amount of hardware and software development. It has number hardware features like timers, external interrupts. It contains everything needed to support the microcontroller, simply connect it to a computer with a USB cable or power it with a AC-DC adapter. It is an easy USB interface

TYPES OF SENSOR

A. TEMPERATURE SENSOR

LM35 is a basic temperature sensor that can be used for experimental purpose. It gives the readings in degree Celsius since its output voltage is linearly proportional to temperature. It operates from 4 to 30 volts. It has very low self-heating. We can measure the temperature more accurately than thermistor.

B. PULSE SENSOR

Heartbeat sensor (**RKI-3156**) is nothing but the pulse sensor. This pulse sensor fits over a fingertip and uses the amount of infrared light reflected by the blood circulating inside. It is a long life piezoelectric pulse sensor with signal filtering, conditioning and temperature compensation circuit. The high integration makes it very stable, reliable and extremely easy to use. It outputs the pulse wave which is voltage analog signal. The working voltage is 5V. The working current is 4mA.

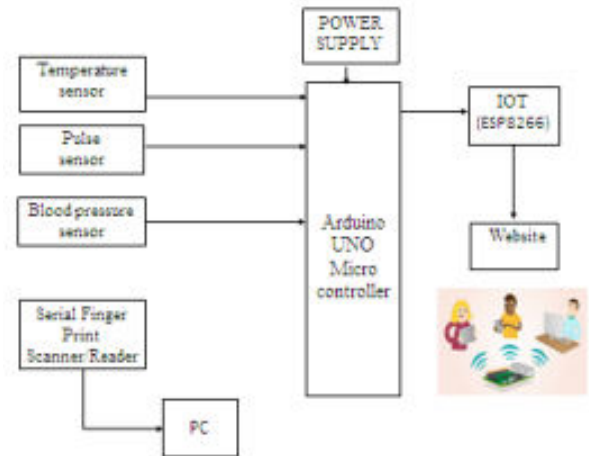
C. BLOOD PRESSURE SENSOR

A pressure sensor is a device which senses pressure and converts it into an analog electric signal whose magnitude depends upon the pressure applied. Since

they convert pressure into an electrical signal, they are also termed as pressure transducers.

D. SERIAL FINGER PRINTER

A fingerprint in its narrow sense is an impression left by the friction ridges of a human finger. In a wider use of the term, fingerprints are the traces of an impression from the friction ridges of any part of a human or other primate hand. A print from the sole of the foot can also leave an impression of friction ridges.



IOT MODULE

It is network of physical object which embedded with software, electronics, and sensors. It is a worldwide connectivity. In this project we use ESP8266 IoT Module. The purpose of using IoT in our project is to transmit patient's thumb impression to hospital and recover aadhaar details for informing to family.

ARCHITECTURE DESIGN

Biometric Sensor obtains the patient's pulse rate, temperature and pressure level. Microcontroller controls overall system. The values from the sensors are analog, so controllers are used to converts the analog to digital form Wireless sensor networks like temperature, pulse and pressure sensors are used to sense physical value of the human body


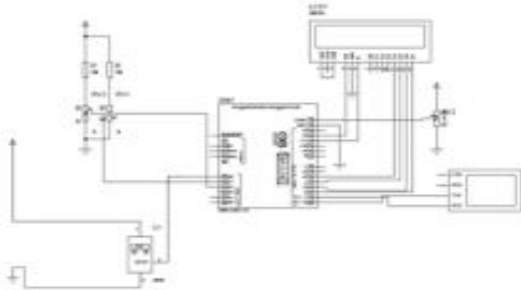
Block diagram of IoT based patient monitoring

This sensors information will updated in the IOT using micro controller. Controller circuits is used to produce the digital to analog wave form. Serial Finger printer is used to read the finger print of the patient to obtain the aadhaar details for informing to their family which is also connected to the digital pins of the controller TXD and RXD pins are connected to the TX1 and RX1 of the controller. RS pin of the LCD is connected to the 12th pin of the Digital unit. RW is grounded and 11th pin of the controller is connected to the E pin of the LCD

CIRCUIT DIAGRAM

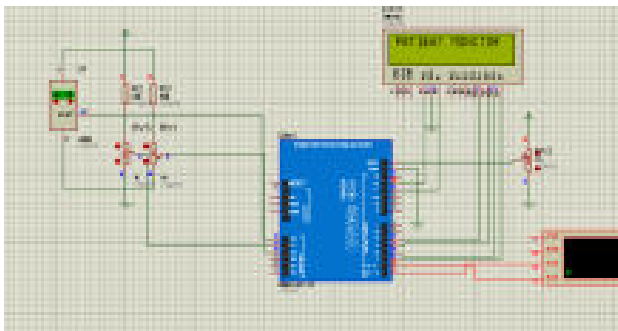
Arduino is the type of controller which is used to connect all the sensor data in the analog pins. Temperature sensor LM35, in that 2nd pin is connected to the A0 pin of the controller. 3rd pins of the temperature sensor is connected to the ground. Another heart rate and pressure sensor are connected to the A1 A2 pins. LCD display pins are fed in to the digital pins. All the output pins are connected in the digital pins of the micro controller. Wi-Fi

router is the one of the sink node
Circuit Diagram

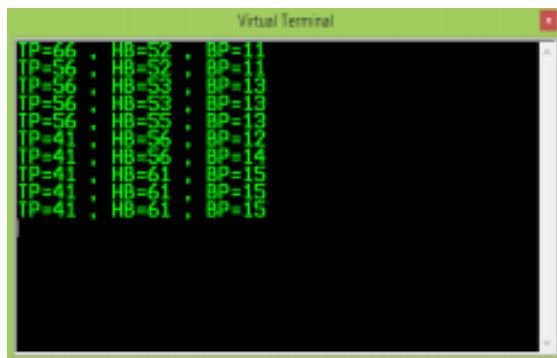


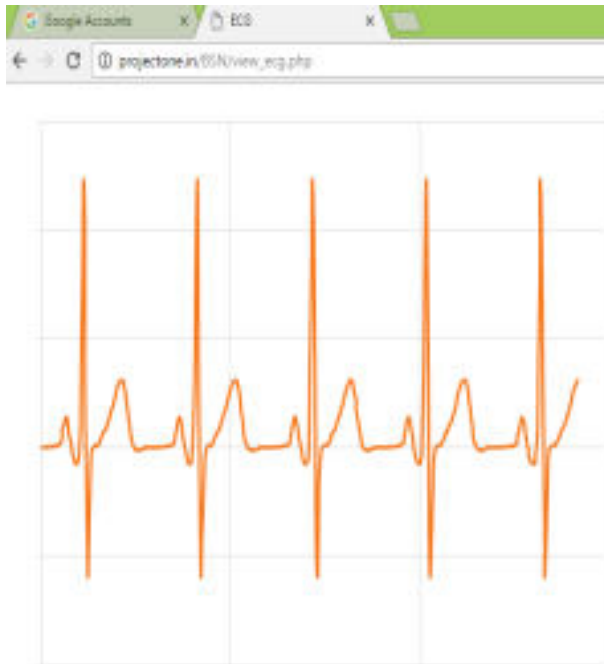
Circuit Diagram

RESULT & IMPLEMENTATION



No	Lokasi	Respon	Aksi/Bar	PDRID	MADRID	User Name
1	WALU PIR (SINAR) 4 TSD	TU	407	20190210-06	20190210-06	20190210-06
2	WALU PIR (SINAR) 4 TSD	TU	407	20190210-06	20190210-06	20190210-06
3	WALU PIR (SINAR) 4 TSD	CA	407	20190210-06	20190210-06	20190210-06
4	WALU PIR (SINAR) 4 TSD	TU	407	20190210-06	20190210-06	20190210-06
5	WALU PIR (SINAR) 4 TSD	TU	407	20190210-06	20190210-06	20190210-06
6	WALU PIR (SINAR) 4 TSD	TU	407	20190210-06	20190210-06	20190210-06
7	WALU PIR (SINAR) 4 TSD	TU	407	20190210-06	20190210-06	20190210-06
8	WALU PIR (SINAR) 4 TSD	TU	407	20190210-06	20190210-06	20190210-06
9	WALU PIR (SINAR) 4 TSD	TU	407	20190210-06	20190210-06	20190210-06
10	WALU PIR (SINAR) 4 TSD	TU	407	20190210-06	20190210-06	20190210-06





CONCLUSION

Patient monitoring system with biometric information system is an efficient way to monitor the patients. It saves time for the doctor to arrange the treatment for the patients and also saves human lives. It is also recover the patient details which is used to inform the details of patients to their family.

FUTURE WORK

The system can be extended by adding more features to the mobile application like linking the ambulance services, leading doctor's list and their specialities, hospitals and their special facilities etc. Doctors can create awareness about diseases and their symptoms through the mobile application. From the evaluation and the result obtained from analysis the system is better for patients and the doctor to improve their patients' medical evaluation.

REFERENCES

- i. A.Sivaranjani, A.Vignesh Kumar, S.Sathya, B.Santhi (2012), "Automatic Patient Monitoring System Using Scattering For Critical Care", Volume: 40, Journal of Theoretical and Applied Information Technology
- ii. Pooja Vijay Aher, Shraddha (2013), "Patient Monitoring System Using GSM Technology", Volume: 1, International Journal of Mathematics and Computer Research
- iii. C.Prabakaran, R.Vijayakumar, R.Suryaprakash (2013), "Web Based Patient Monitoring System Using Arm9 Processor", Volume: 1, International Journal of Electrical, Electronics and Data Communication.
- iv. Sasikumar.S, Godfrey Winster.S, (2014)," Patient Health Monitoring System (PHMS) using IoT Devices", International Journal of Computer Science & Engineering Technology (IJCSET)
- v. Dogan Ibrahim, Kadri Buruncuk (2015),"Heart Rate Measurement from the Finger Using A Low-Cost Microcontroller",IEEE International Conference on Services Computing
- vi. Darshana Varma, Virendra Shete, Sunil Somani (2015), "Real Time Self Health Monitoring System", Volume: 3 Issue: 6, International Journal of Innovative Research in Computer and Communication Engineering (An ISO 3297: 2007 Certified Organization)