

STRENGTH ANALYSING on CONCRETE with PARTIAL REPLACEMENT of FINE AGGREGATE by M-SAND and STEEL SLAG

V.Rekha.M.E1

Department Of Civil Engineering, Global Institute Of Engineering And Technology

M.E Structural Engineering

rekhasundar2010@gmail.com

ABSTRACT

Now a day's huge quantity of concrete consumption is increased. The availability of natural sand is low and also use of large amount of natural sand, affect the environment. So we have to choose alternative material for fine aggregate for this paper. Study about the partial replacement of fine aggregate by using Steel slag and M- sand. The main objective of this investigation is to study experimentally the effect of partial replacement of fine aggregate by Steel slag and M-sand on the various strength properties of concrete by using the mix design of M30 grade. Test specimen with 0%, 10%, 20%, 30%, 40%, & 50% of partial replacement of fine aggregate by steel slag and similarly using M-Sand specimen is 0%, 10%, 20%, 30%, 40%, & 50% were cast and tested for compressive strength, Split tensile strength, & Flexural strength after curing period of 7 14 & 28 days. Sulphuric acid test, Sulphate attack test and Durability test were tested for the concrete specimens replacing of fine aggregate with 50 % of M-Sand and 50% of Steel Slag. Tests were carried out on five reinforced concrete beam specimens Size of 250mm x 150mm with M-Sand is varied up to 0%,10%,20%,30%,40%,50% and Steel Slag varied up to 0%, 10%,20%,30%,40%,50% of partial replacement of fine aggregate. Steel slag and M-Sand is available at free of cost, the cost of concrete decreases, when the percentage of replacement increases. So, more the percentage of replacement, higher will be the reduction in cost.

Keywords: M-sand, Steel Slag, RCPT TEST,

1.INTRODUCTION

Concrete plays a critical role in the design & construction of nation's infrastructure. The continues use of natural sand leads to the depletion of river beds results in to the ecological imbalance. Natural sand is replaced by Steel slag & M-Sand in various

percentages. The economical and environmental purpose, it is important to think about and make use of the industrial waste by-products as the alternative materials in the construction activities. Utilizing the industrial waste by-product materials as the alternative materials it may reduce the cost of concrete production,

reduce the pollution which helps in effective ways of utilization for our development. In this project work carried out in the preparation of partial replacement of fine aggregate by steel slag & M-Sand. Good strength is expected with these materials in concrete as a partial replacement in concrete with admixtures. In this project slag from steel industry is used to replace for fine aggregate. Steel slag is a byproduct obtained either from conversion of iron to steel in a Basic Oxygen Furnace (BOF), or by the melting of scrap to make steel in the Electric Arc Furnace (EAF). Like other industrial byproducts, slag actually has many uses, and rarely goes to waste. It appears in concrete, aggregate road materials, as ballast, and is sometimes used as a component of phosphate fertilizer. This substance is produced during the smelting process in several ways. Firstly, slag represents undesired impurities in the metals, which float to the top during the smelting process. Secondly, metals start to oxidize as they are smelted, and slag forms a protective crust of oxides on the top of the metal being smelted, protecting the liquid metal underneath.

2. LITERATURE REVIEW

M. Mallesh , R.Suresh [2017] [1] in this study the use of GGBS and Steel slag as combined replacement of OPC and river sand respectively. M20 grade of concrete with W/C 0.5 is carried out with 5% of cement replacement by GGBS i.e, 5%,10%,15%,20%,25% along with the steel slag varied as 0%,10%,20%,30%,40%. For all mixes compressive strength are determined at 7 and 28 days of curing .

When the metal is smelted to satisfaction, the slag is skimmed from the top and disposed of in a slag heap to age. Aging material is an important part of the process, as it needs to be exposed to the weather and allowed to break down slightly before it can be used. M-sand is acquired in required grading to be used for construction purposes as a replacement for river sand, produced from crushing of granite stones. The sizes of M-sand can be controlled easily so that it meets the required grading for the given construction is an added advantage or otherwise the M-sand is defined as a purpose-made fine aggregate produced from quarry fines of certain types of rock through further screening and processing. Some of the general requirements of M-sand are: it should have particles with higher crushing strength, smooth surface texture and without organic impurities. In this study, therefore an attempt as been to study the effect of replacement of fine aggregate using Steel Slag and M-sand on Compressive strength , Split tensile strength , Flexural strength of concrete.

Md.Zeeshan, Roshan S Gurav , Brij Bhushan S & Maneeth P D [2015][2] The study of partial replacement of natural fine aggregate by steel slag and natural coarse aggregate by waste lime stone aggregate in M20 grade of cement concrete .The compressive strength test is studied for 7 and 28 days of curing period and the split tensile and flexural strength is studied for 28 days of curing period.

K.A. Olonade, M.B.Kadiri and P.O.Aderemi [2015] [3] studied the concrete of mix ratio 1:2:4 was batched by weight with slag replacement levels of 0 to 100% of sand at 25/5 interval and the concrete specimens (cubes, and beams) produced were cured in water 7,14,28 and 56 days. Water demand, compressive strength as well as flexural strength of the concrete were determined.

B. Kaviya, K.Geetha [2014] [4] This investigation is to study experimentally the effect of partial replacement of fine aggregate by steel slag on the various strength properties of concrete by using the mix design of M 20 grade. Test specimen with 0,10,20,30,40, & 50% of partial replacement of fine aggregate by steel slag were cast and tested for compressive strength after curing period of 7 days & 28 days.

Ilangoan .R [2014] [5] has done a study on 100 % replacement of sand by quarry dust in concrete. The compressive strength of concrete with quarry dust has 40 % more strength than that of the concrete with sand

M.Shukala and AK Sachan (2013) [6] studied environmental hazardous stone dust utilization in building construction. It is found that partial replacement will not affect the strength and also solve the problem of disposal of stone dust. The workability of concrete reduces with the increase in stone dust and this can be improved by adding suitable admixtures.

Rajkumar et al (2012) [7] have concluded the concrete containing well graded quarry dust as fine aggregate along with plasticizer can be effectively utilized in the

construction industry. Among the various percentages 1%, 2%, 3% and 4% of Triethanolamine and Diethanolamine added, the quarry dust replaced concrete with 2% addition of inhibitor shows maximum improvement in the compressive strength, split tensile strength, flexural strength, and bond strength when compared to the control specimen. By adding corrosion inhibitor permeability & water absorption properties were considerably reduced. Addition of the organic inhibitors to quarry dust replaced concrete, offered very good resistance against chemical attack and increases corrosion resistance by forming thin oxide layer to prevent outside agents and shielding the anodic sites. Considering strength as well as durability criteria, the optimum percentage of Triethanolamine and Diethanolamine to be added in concrete containing quarry dust as fine aggregate is 2% for delaying corrosion and to increase the strength and other durability characteristics.

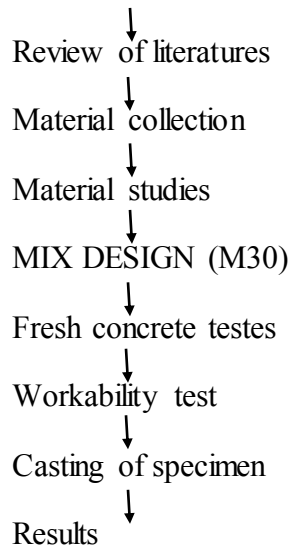
Ganesha Mogaveera.G, Sarangapani and Anand .V .R [2011][8] have studied the effect of partial replacement of sand by quarry dust in plain cement concrete for different mix proportions. They have concluded that sand can be replaced effectively by means of quarry dust up to 20-25 %

Thaniya kaosal (2010)[9] has made study on the reuse of concrete waste as crushed stone for hollow concrete masonry units. The main objective was to increase the value of the concrete waste, to make a sustainable and profitable disposal alternative for the

concrete waste. Attempts were made to utilize the concrete waste as crushed stones in the concrete mix to make hollow concrete blocks. Various percentage of crushed stone have been tried the amount (i.e. 0%, 10% ,20% ,50% and 100%). From the results they

found concrete waste can used to produce hollow concrete block masonry units. Suitability of crushed granite fine (CGF) to replace river sand in concrete production was investigated

3.METHODOLOGY



S.No.	Water cement ratio	Slump value (mm)
1	0.35	Nil
2	0.40	34
3	0.45	100

PRELIMINARY TEST

S.No	Material Properties	Steel Slag	M-Sand
1.	Specific gravity	2.93	2.84
2.	Fineness of modulus	3.54	2.765



Figure 7.1 Concrete Filling in Cone



Figure 7.2 Slump Value

FRESH CONCRETE

Following test were conducted on fresh concrete.

- Slump Test
- Compaction Factor Test

Table 7.1 Slump Value

COMPACTION FACTOR TEST

compaction factor value for control concrete is 0.92

HARDENED CONCRETE

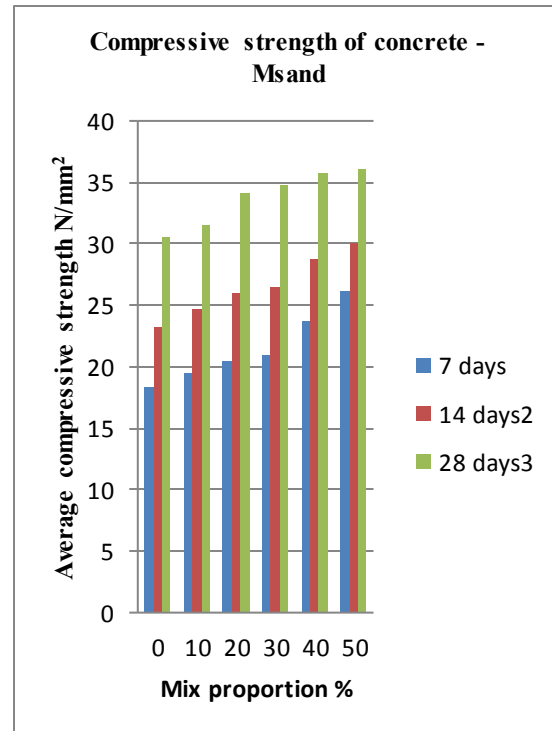
Test which are conducted on hardened concrete are as follows,

- Compression test
- Splitting tensile test
- Flexural strength test

The test which conducted on hardened concrete are given below.

Test Procedure and Results:-

Test specimens of size 150x150x150 mm were prepared for testing the compressive strength concrete. The concrete mixes with varying percentages (0%, 10%, 20%, 30% 40%, and 50%) of steel slag as partial replacement of fine aggregate (sand) were cast into cubes and cylinders for subsequent testing.



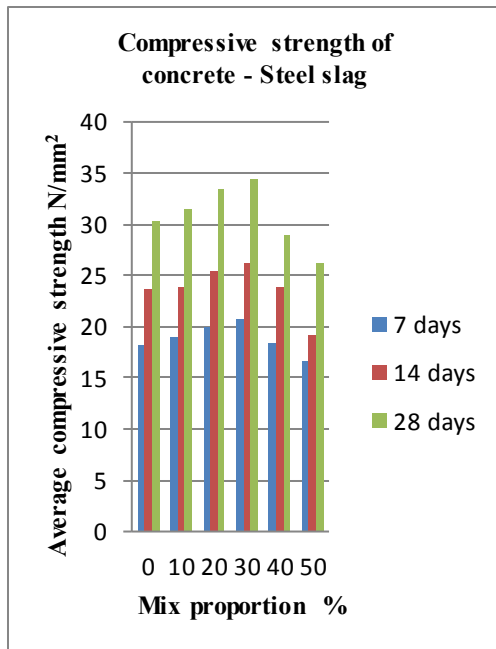
COMPRESSIVE STRENGTH RESULT FOR M –SAND

Table 7.2 Compressive Strength of Cube for 7,14,28 Days

M i x (%) proportion	Compressive Strength (N/mm2)		
	7 days	14 days	28 days
0	18.293	23.163	30.49
10	19.529	24.730	31.54
20	20.496	25.96	34.16
30	20.892	26.43	34.82
40	23.67	28.71	35.83
50	26.12	30.02	36.12

COMPRESSIVE STRENGTH RESULT FOR STEEL SLAG

Mix (%) proportion	Compressive Strength (N/mm2)		
	7 days	14 days	28 days
0	18.192	23.61	30.32
10	18.963	23.84	31.59
20	20.07	25.406	33.45
30	20.706	26.22	34.51
40	18.415	23.86	29.05
50	16.56	19.16	26.24



SPLIT TENSILE STRENGTH RESULT FOR M - SAND

Mix (%) Proportion	Split tensile Strength (N/mm ²)		
	7 days	14 days	28 days
0	2.538	3.210	4.335
10	2.589	3.275	4.565
20	2.822	3.594	4.730
30	2.880	3.747	4.800
40	2.616	3.51	4.495
50	2.135	3.19	4.2

SPLIT TENSILE STRENGTH TEST

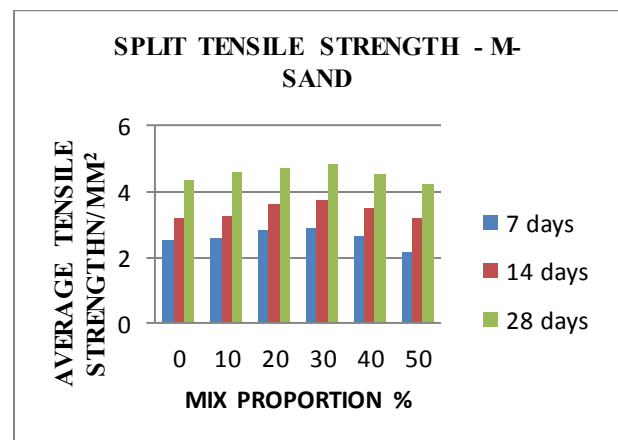
The splitting tensile strength of concrete cylinder was determined based on 516-1959. The load shall be applied nominal rate within the range 1.2 N/ (mm²/min) to 2.4/ (mm²/min). The test was carried out on diameter of 150mm and length of 300mm size cylinder

$$\text{Split Tensile Strength} = \frac{2P}{\pi DL}$$

Where, P = Compressive Load in N

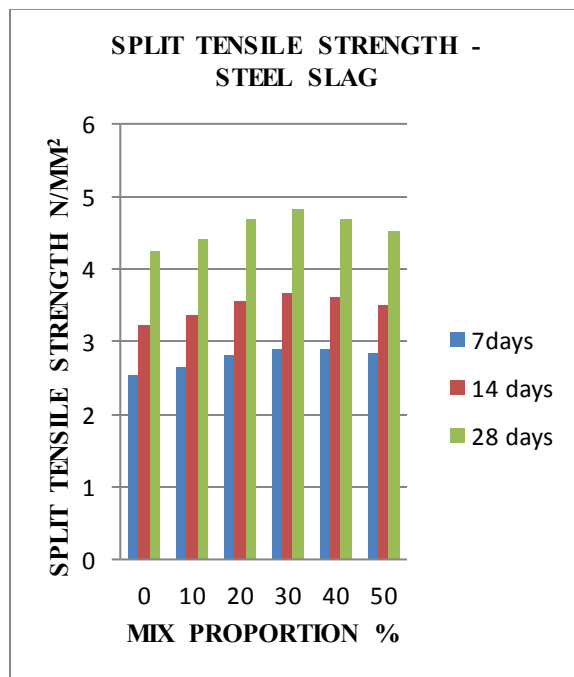
L = Length in mm

D = Diameter in mm



SPLIT TENSILE STRENGTH RESULT FOR STEEL SLAG

Mix (%) proportion	Split tensile Strength (N/mm ²)		
	7 days	14 days	28 days
0	2.544	3.219	4.245
10	2.652	3.361	4.422
20	2.809	3.559	4.683
30	2.897	3.668	4.829
40	2.905	3.605	4.685
50	2.855	3.51	4.53



Flexural Strength Test

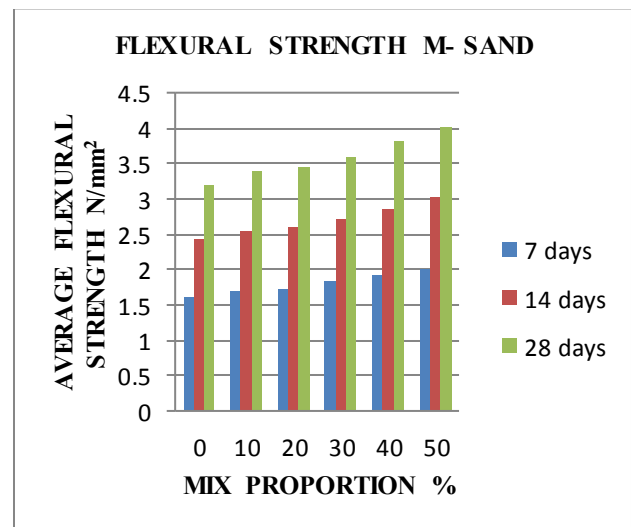
The flexural strength of concrete prism was determined based on IS: 516 –1959. Place the specimen in the machine in such a manner that the load is applied to the upper most surface as cast in the mould along two

lines spaced 13.3cm apart. Apply load without shock and increase continuously at a rate of 180 kg/min and it is increased until the sample fails. Measure the distance between the line of fracture and nearest support.

If $a > 13.3\text{cm}$ then

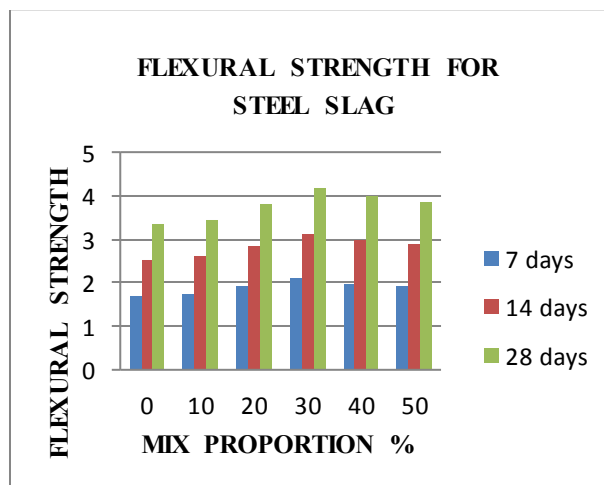
FLEXURAL STRENGTH RESULT FOR M – SAND

Mix (%) Proportion	Flexural Strength (N/mm ²)		
	7 days	14 days	28 days
0	1.602	2.426	3.204
10	1.692	2.535	3.385
20	1.735	2.595	3.462
30	1.829	2.723	3.604
40	1.919	2.865	3.829
50	2.014	3.016	4.028



FLEXURAL STRENGTH RESULT FOR STEEL SLAG

Mix (%) proportion	Flexural Strength (N/mm ²)		
	7 days	14 days	28 days
0	1.676	2.514	3.352
10	1.728	2.593	3.457
20	1.905	2.851	3.801
30	2.09	3.137	4.183
40	1.987	2.980	3.974
50	1.932	2.898	3.864



CONCLUSION

The strength characteristics of concrete mixtures have been computed in the present work by replacing 0, 10, 20, 30, 40, & 50% of M-Sand and Steel Slag with the sand. On

the basis of present study, following conclusions are drawn.

M-SAND:

The compressive strength, & flexural strength of M-Sand is gradual increase in strength by replacement of fine aggregate by 0%, 10%, 20%, 30%, 40%, and 50%. The split tensile strength increases with increase in percentage of M-Sand by 30% by weight of fine aggregate. The split tensile strength decrease in percentage of M-Sand by above 30% by weight of fine aggregate. From the results of compressive strength, & flexural strength of 7, 14 and 28 days curing, 50% replacement of fine aggregate by M-Sand is the optimum percentage of replacement of M30 grade concrete and split tensile strength decreases above 30% in further replacement of M-Sand in concrete

STEEL SLAG:

The compressive strength, Split tensile strength, and flexural strength increases with increase in percentage of steel slag by 30% by weight of fine aggregate. The compressive strength, split tensile strength and flexural strength decreases at above 30% replacement of Steel Slag. From the results of compressive strength, split tensile strength, & flexural strength of 7, 14 and 28

days curing, 30% replacement of fine aggregate by steel slag is the optimum percentage of replacement of M30 grade concrete and decreases considerably in further replacement of steel slag in concrete.

Comparatively, M-Sand gives more strength in compressive strength and flexural strength than the replacement of steel slag. Eco-friendly and Mass utilization of waste material is possible in construction by using steel slag and M-Sand as partial replacement material for partial replacement in concrete.

REFERENCE:

1. Sahu A.K., Sunil K., and Sachan A.K., (2003), Crushed stone waste as fine aggregate for concrete, The Indian Concrete journal, pp 845-847
2. Safiuddin M., Raman S.N., and Zain M.F.N.,(2007), Utilization of quarry waste fine aggregate in concrete mixes, Journal of Applied Sciences Research 3,pp 202-208.
3. Prakash R D.S., and Giridhar K.V .,(2004), Investigation on Concrete with Stone Crusher Dust as Fine Aggregate, The Indian Concrete Journal, pp 45-50
4. Anil singh, Arjun Kumar and Sulekha (2016), Study of Partial Replacement of Fine Aggregate by Steel Slag, International Journal of Advanced Research 7, 687-702
5. Mr.Pruthviraj L.Kadam, Anuj P.Shete and Ajit R. Ahir(2016), Effect of Partial Replacement of Fine Aggregate by Steel Slag and its impact on Compressive Strength of Concrete, International Journal of Scientific & Engineering Research 2229-5518
6. S.T Borole , R,V.Shinde ,R.B.Mhaske (2016),Replacement of Fine Aggregate by Steel Slag, International Journal of Innovative Research in Science and Engineering.
7. IS 383:1970, Indian Standards Specification for Coarse and Fine aggregate from natural source of concrete.
8. IS 2386:1963 ,(Part I to Part VIII) Indian Standards Methods of Test for aggregate for concrete.
9. IS 10262:1982, Indian Standards Recommended Guidelines for Concrete Mix Design.
10. IS 1199:1959, Indian Standards Methods of Sampling and analysis of concrete .
11. SP 23:1982 ,Indian Standards Handbook on Concrete Mixes
12. SP 516:1959, Indian Standards method for test for Strength of Concrete.

13. M.S.Shetty, (2004) Concrete Technology , Chand S. and Co Ltd, India.