

GARBAGE MONITORING SYSTEM USING WIFI

Suganya¹, Shanmugappriyan²,
Sowmiya³, Sabari Ganesh⁴
UG Scholar^{1,2,3,4} Department of ECE
Nandha college of technology
Erode, Tamil Nadu

Palanisamy Assistant Professor
Department of Electronics & communication
Nandha College of Technology
Erode, Tamil Nadu.

ABSTRACT— With increase in population, the scenario of cleanliness with respect to garbage management is degrading tremendously. The overflow of garbage in public areas creates the unhygienic condition in the nearby surrounding. It may provoke several serious diseases amongst the nearby people. It also degrades the valuation of the area. To avoid this and to enhance the cleaning, ‘Garbage monitoring system’ is proposed in this paper. In the proposed system, the level of garbage in the dustbins is detected with the help of UV Sensor systems, and communicated to the authorized control room through wifi system. Microcontroller is used to interface the sensor system with WIFI system. A webpage is also developed to monitor the desired information related to the garbage for different selected locations. This will help to manage the garbage collection efficiently.

Keywords—UV Sensor; Microcontroller; WIFI

I. INTRODUCTION

Due to rapid population growth, disorganization of city governments, a lack of public awareness and limited funding for programs waste management is become a global problem. The Central Public Health and Environmental Engineering Organization (CPHEEO) has estimated that waste generation in India is as much as 1.3 pounds per person per day. This figure is relatively low, compared to the 4.6 pounds of waste generated per person per day in the United State (U.S.). But the U.S. population was close to 307 million in July 2009, whereas India’s population was 1.2 billion. These statistics mean that India could be generating as much as 27 million more tons of waste than the U.S. per year [1]. Government of India have struggled for years to find a way to manage the country’s ever increasing amount of trash. According to the survey carried out in 1994 the garbage produced in Mumbai is 5800 tons per day. Municipal Corporation of Greater Mumbai (MCGM) operates a huge fleet of 983 Municipal and Private Vehicles for collection of waste making 1396 number of trips each day. Solid Waste Management (SWM) expenditure outlay in the year 2007-08 is Rs.10479.3 Million. But still there is overflow of garbage in many areas in Mumbai. To avoid this smart garbage management system is developed in this paper [2].

System description is discussed in section II. Section III includes the block diagram of the project work, Section IV includes implementation of the project and section V include graphical user interface

II. SYSTEM DISCRPTION

For the garbage detection, UV sensor can be used. It gives the weight of the garbage in the dustbin. Hence author used UV sensor for garbage detection. IR sensor radiates light which is invisible to the human eye because it is at infrared wavelengths, but it can be detected by electronic devices. UV sensor section consists of the transmitter and receiver. Transmitter consists of LED which send the beam. To receive this beam receiver, TSOP1738 is used. The output of TSOP1738 directly connected to the microcontroller and it has high immunity against ambient light and other electrical disturbances. It is able to transfer data up to 2400 bits per second. It has three pins. It needs the power supply of 5V. The output of receiver is Pulse Code Modulation (PCM) remote control, which is taken from third pin and it is active LOW. The output of receiver will be low when 38 KHz infrared light fall on it.

**International Journal of Advanced Research in Basic Engineering Sciences and Technology (IJARBEST)
Vol.3, Special Issue.24, March 2017**

Microcontroller is a small computer on a single integrated circuit containing a processor core, memory, and programmable input/output peripherals. It is used in automatically controlled products and devices, such as automobile engine control systems, remote controls appliances, power tools and other embedded systems. Microcontroller is used in this work. Figure 1 shows the microcontroller board used for programming which includes Microcontroller . This Microcontroller is a high-performance 8-bit AVR RISC-based microcontroller combines 32KB ISP flash memory with read-while-write capabilities, 1KB EEPROM, 2KB SRAM, 23 general purpose I/O lines, 32 general purpose working registers, three flexible timer/counters with compare modes, SPI serial port, 6-channel 10-bit A/D converter

For communication purpose WIFI technology can also be used in the transmitter section [4]. ZigBee is a wireless networking standard that is aimed at remote control and sensor applications which is suitable for operation in harsh radio environments and in isolated locations. But, the main disadvantages of ZigBee is short range, low complexity, and low data speed. Therefore WIFI is more advantages over ZigBee for communication. Hence author use WIFI. A WIFI modem is a specialized type wireless modem that works with a WIFI wireless network. It accepts a SIM card, and operates over a subscription to a mobile operator, just like a mobile phone.


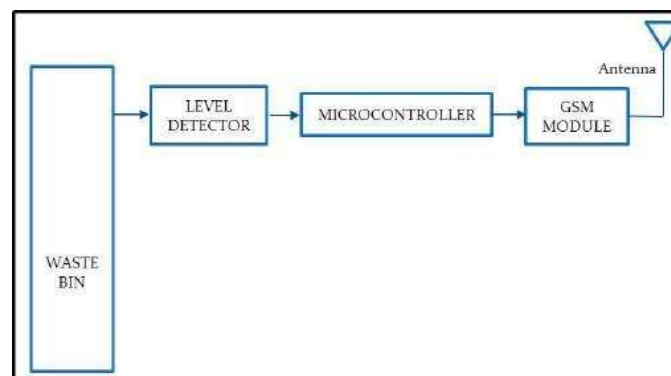


Fig. 2. GSM Modem

III. BLOCK DIAGRAM

A. Transmitter sections

The Figure 3 shows the block diagram of transmitter section. Level detector consists of UV sensors which is used to detect the level of the garbage in the dustbin. The output of level detector is given to microcontroller. Four UV sensors are used to indicate the different levels of the amount of the garbage collected in the dustbin which is placed in public area. When the dustbin is filled up to the highest level, the output of fourth UV receiver becomes active low. This output is given to microcontroller to send the message to the Control room via WIFI module as shown in figure 6.



B. Receiver section

The figure 4 shows the block diagram of receiver section. At receiver, control room is present where all the activities are manage. The number of the control room is depends on the dustbins present in the area. The person sitting in the control room monitors the entire system. Web page is created in computer of the control room through microcontroller [5]. The entire system is monitor by the person sitting in the control room. The same WIFI Module is used to send the message to the contractor for cleaning the dustbin. Web page is developed using MATLAB software. This web page will be displayed on the computer screen in the control room to display the status of the garbage level in the dust bin as shown in figure 6.

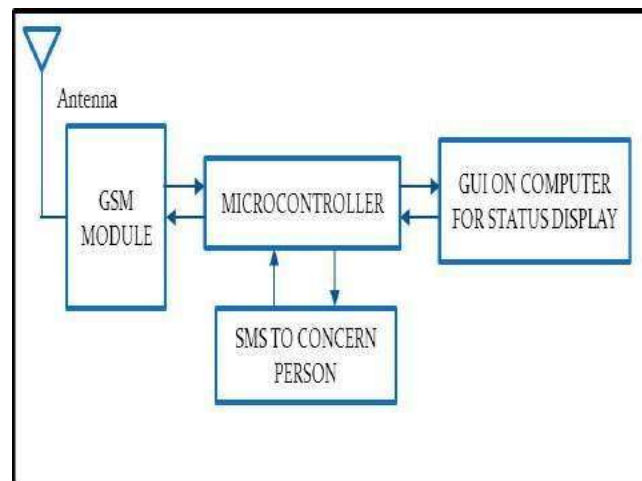


Fig. 4. Receiver Section

IV. IMPLEMENTATION OF PROJECT

The figure 5 shows the circuit diagram of UV transmitter using the IC 555. Since the PCM carrier frequency of TSOP1738 is 38 KHz, so to transmit the accurate beam, IC 555 is used in „Astable Multivibrator“ mode. This is achieved by using two resistors (R1 and R2) and the capacitor (C). The value of resistors and capacitors are calculated using the The UV sensor arrangement is act as level detector .The output of level detector is given to the microcontroller (as shown in figure 3). The AT commands are used to facilitate the messaging service through the WIFI Module. This program is burned in the microcontroller with the help of pic These messages consist of information of garbage levels of respective dustbins. Depending on the information sent to control room, the authority informs the concern person of the respective area about garbage level. Then the concerned person makes sure that the garbage of that particular area is collected by sending the cleaning vehicles.

V. GRAPHICAL USER INTERFACE

GUI is a graphical user interface which provides a user friendly environment to carry certain operations. The GUI for smart garbage management system proposed by authors is developed using MATLAB 2010 software and discussed in this section. In this paper, GUI is used to display different parameters and information regarding the garbage and garbage collection viz. location of dustbin, status of the dustbin, date & time of garbage collection as shown in Figure 7. The GUI has also the provision to display the name and mobile number of the contractor, who is responsible for cleaning the dust bin of particular location.

GUI Interface at ControlRoom

Location	Dustbin Level	Date	Time	WorkerMobileNo	Message to cleaner	
MALAD	25 %	13-03-2015	15:00	98153 24611	Text1	Send SMS
GOREGAON	50 %	13-03-2015	15:00	98253 24612	Text2	Send SMS
DADAR	50 %	13-03-2015	15:00	98353 24613	Text3	Send SMS
Matunga	100 %	13-0-2015	15:00	98453 24614	Text4	Send SMS

CONCLUSION

This paper shows the implementation of smart garbage management system using UV sensor, microcontroller and WIFI module. This system assures the cleaning of dustbins soon when the garbage level reaches its maximum. If the dustbin is not cleaned in specific time, then the record is sent to the higher authority who can take appropriate action against the concerned contractor. This system also helps to monitor the fake reports and hence can reduce the corruption in the overall management system. This reduce the total number of trips of garbage collection vehicle and hence reduce the overall expenditure associated with the garbage collection. It ultimate helps to keep cleanness in the society. Therefore, the smart garbage management system makes the garbage collection more efficient

The use of solar panels in such systems may reduce the energy consumption. Such systems are vulnerable to plundering of components in the system in different ways which needs to be worked on.

ACKNOWLEDGMENT

Our special thanks goes to our colleagues and college professors in developing the project and people who have willingly helped out with their abilities.

REFERENCES

- [1] Marian Look, "Trash Plant: India", earth911B.
- [2] Basic Feature, "Solid waste Management Project by MCGM".
- [3] Microtronics Technologies, "GSM based garbage and waste collection bins overflow indicator", September 2013.
- [4] Hindustan Embedded System, "City Garbage collection indicator using RF (ZigBee) and GSM technology".
- [5] Z embedded, "GSM modem interfacing with 8051 for SMS" August 2012.